

Table T076-F

Mondays to Fridays

10 December to 17 May

**Birmingham - Shrewsbury - Aberystwyth,
Barmouth - Pwllheli**

Miles	Miles		AW	AW	AW	AW	AW	AW	AW	AW	AW	AW	AW	AW	AW	AW	AW	AW
—	—	Birmingham International. 68 ⇐ d										08 09			10 09			12 09
0	—	Birmingham New Street 274,68 d										06 25			10 25			12 25
4	—	Smethwick Galton Bridge 74,68 d										06 31			10 31			12 31
12½	—	Wolverhampton 74,74 ⇐ d										06 43			10 43			12 43
28½	—	Telford Central 74 d										07 01			10 59			12 59
32½	—	Wellington (Shropshire) 74 d										07 07			11 06			13 06
42½	—	Shrewsbury 74 a										07 22			11 19			13 19
—	—											06 25			10 29			12 29
62½	—	Welshpool d										06 48			10 51			13 51
76½	—	Newtown (Powys) d										07 03			11 06			14 05
82	—	Caersws d										07 10			11 13			14 12
103½	0	Machynlleth a										07 40			11 40			14 43
—	—											08 41			12 41			16 44
—	—											08 52			12 51			16 50
107½	4	Dovey Junction a	04 53	05 07	05 45	06 43	06 47	07 46	08 48	08 52	10 50	10 55	11 41	12 47	12 51	14 49	14 56	16 50
116	—	Borth d	04 59	05 13	05 54	06 49	06 55	07 56	08 55	08 58	10 56	11 01	11 54	12 54	12 57	14 56	15 02	16 56
124½	—	Aberystwyth a	05 22	06 17	07 20	08 20	08 20	09 20	09 20	11 20	12 20	13 20	12 20	13 20	15 20	17 20	18 27	19 20
—	9	Penhelig d	05x22	06x58						09x07	11x10				13x06	15x11	17x10	19x20
—	10	Aberdovey d	05 26	07 02						09 11	11 14				13 10	15 15	17 14	19 23
—	13½	Tywyn a	05 33	07 11						09 20	11 23				13 19	15 24	17 24	19 32
—	—		05 33	07 14						09 29	11 30				13 25	15 26	17 29	19 33
—	16	Tonfanau d	05x37	07x17						09x33	11x33				13x29	15x30	17x32	19x37
—	20	Llwyngwrl d	05x43	07x24						09x39	11x40				13x35	15x36	17x39	19x44
—	22½	Fairbourne d	05 52	07 32						09 48	11 49				13 44	15 45	17 47	19 51
—	23½	Morfa Mawddach d	05x53	07x34						09x49	11x50				13x45	15x46	17x49	19x54
—	25½	Barmouth a	06 04	07 45						09 59	11 59				13 55	15 56	17 58	20 03
—	—			07 47						10 01	12 01				13 57	15 58	18 00	20 04
—	26½	Llanaber d		07x50						10x04	12x03				14x00	16x01	18x03	20x08
—	29½	Talybont d		07x54						10x08	12x08				14x04	16x05	18x07	20x13
—	30½	Dyffryn Ardudwy d		07x57						10x11	12x11				14x07	16x08	18x10	20x16
—	32½	Llanbedr d		08x01						10x15	12x15				14x11	16x12	18x14	20x20
—	33½	Pensarn d		08x03						10x17	12x17				14x13	16x14	18x16	20x22
—	34	Llandanwg d		08x05						10x19	12x19				14x15	16x16	18x18	20x24
—	35½	Harlech a		08 11						10 25	12 25				14 21	16 22	18 24	20 30
—	—			08 25						10 27	12 27				14 31	16 29	18 33	20 30
—	38½	Tygwyn d		08x29						10x31	12x31				14x35	16x32	18x36	20x35
—	39½	Talsarnau d		08x31						10x33	12x33				14x37	16x35	18x39	20x37
—	40½	Llandecwyn d		08x34						10x36	12x36				14x40	16x38	18x42	20x40
—	41½	Penrhyndeudraeth d		08 38						10 40	12 40				14 44	16 42	18 46	20 43
—	42½	Minffordd d		08 42						10 44	12 44				14 48	16 45	18 49	20 47
—	44½	Porthmadog a		08 49						10 51	12 51				14 55	16 53	18 57	20 55
—	—			08 50						10 52	12 52				14 56	16 53	18 57	20 55
—	49½	Criccieth d		08 57						10 59	12 59				15 03	17 00	19 04	21 03
—	54	Penychain d		09x02						11x04	13x04				15x08	17x05	19x11	21x09
—	55½	Abererch d		09x06						11x08	13x08				15x12	17x08	19x14	21x12
—	57½	Pwllheli a		09 12						11 14	13 15				15 20	17 16	19 20	21 16

For connections from London Euston refer to Table T66

For connections from Manchester Piccadilly and Crewe refer to Table T131

Table T076-F

Saturdays

15 December to 18 May

**Birmingham - Shrewsbury - Aberystwyth,
Barmouth - Pwllheli**

	AW	AW	AW	AW	AW	AW	AW	AW	AW	AW	AW	AW	AW	AW	AW	AW	AW
Birmingham International 68 d																	
Birmingham New Street 74,68 d																	
Smethwick Galton Bridge 74,68 d																	
Wolverhampton 68,74 d																	
Telford Central 74 d																	
Wellington (Shropshire) 74 d																	
Shrewsbury 74 a																	
Welshpool d																	
Newtown (Powys) d																	
Caersws d																	
Machynlleth a																	
Dovey Junction a	04 53	05 07	05 47	06 43	06 47	07 48	08 49	08 53	10 51	10 55	11 45	12 49	12 52	14 49	14 56	16 50	16 55
Borth d	04 59	05 13	05 56	06 49	06 56	07 55	08 56	08 59	10 57	11 01	11 54	12 57	12 58	14 55	15 02	16 56	17 01
Aberystwyth a	05 26	06 20		07 20	08 20	09 20		11 20	12 20	13 20		15 20		17 22		18 30	19 22
Penrhelig d	05x22	06x58					09x08	11x10			13x07	15x11	17x10				19x19
Aberdovey d	05 26	07 02					09 12	11 14			13 11	15 15	17 14				19 23
Tywyn a	05 33	07 11					09 21	11 23			13 19	15 24	17 24				19 32
Tonfanau d	05 33	07 14					09 29	11 30			13 24	15 25	17 29				19 33
Llwyngwriil d	05x37	07x17					09x33	11x33			13x28	15x29	17x32				19x36
Fairbourne d	05x43	07x24					09x39	11x40			13x34	15x35	17x39				19x43
Morfa Mawddach d	05 52	07 32					09 48	11 48			13 43	15 44	17 47				19 51
Barmouth a	05x53	07x34					09x49	11x50			13x44	15x45	17x49				19x53
Llanaber d	06 04	07 45					09 59	11 59			13 54	15 55	17 58				20 02
Talybont d		07 47					10 01	12 00			13 56	15 57	18 00				20 04
Dyffryn Ardudwy d		07x50					10x04	12x03			13x59	16x00	18x03				20x08
Llanbedr d		07x54					10x08	12x07			14x03	16x04	18x07				20x13
Pensarn d		07x57					10x11	12x10			14x06	16x07	18x10				20x16
Llandanwg d		08x01					10x15	12x14			14x10	16x11	18x14				20x20
Harlech a		08x03					10x17	12x17			14x12	16x13	18x16				20x22
Tygwyn d		08x05					10x19	12x19			14x14	16x15	18x18				20x24
Talsarnau d		08 11					10 25	12 25			14 20	16 21	18 24				20 30
Llandecwyn d		08 25					10 27	12 28			14 31	16 29	18 33				20 30
Penrhyndeudraeth d		08x29					10x31	12x31			14x35	16x32	18x36				20x35
Minfordd a		08x31					10x33	12x34			14x37	16x35	18x39				20x37
Porthmadog d		08x34					10x36	12x37			14x40	16x38	18x42				20x40
Criccieth d		08 38					10 40	12 41			14 44	16 42	18 46				20 43
Penychain d		08 42					10 44	12 44			14 48	16 45	18 49				20 47
Abererch d		08 49					10 51	12 52			14 55	16 53	18 57				20 55
Pwllheli a		08 50					10 52	12 52			14 56	16 53	18 57				20 55
		08 57					10 59	13 00			15 03	17 00	19 04				21 03
		09x02					11x04	13x05			15x08	17x05	19x09				21x09
		09x06					11x08	13x08			15x12	17x08	19x12				21x12
		09 13					11 14	13 15			15 20	17 16	19 19				21 18

For connections from London Euston refer to Table T66

For connections from Manchester Piccadilly and Crewe refer to Table T131

Table T076-R

Mondays to Fridays

10 December to 17 May

Pwllheli - Barmouth, Aberystwyth - Shrewsbury - Birmingham

Miles	Miles		AW MX	AW	AW	AW	AW	AW	AW	AW	AW	AW	AW	AW	AW	AW	AW	AW	AW	AW	AW	AW	AW
			A	⊠	⊠	⊠	⊠	⊠	⊠	⊠	⊠	⊠	⊠	⊠	⊠	⊠	⊠	⊠	⊠	⊠	⊠	⊠	⊠
0		Pwllheli	d					06 29															
1 1/4		Abererch	d					06x32															
3 1/4		Penychain	d					06x35															
7 1/4		Criccieth	d					06 43															
12 1/4		Porthmadog	a					06 51															
15		Minffordd	d					06 53															
16 1/4		Penrhyndeudraeth	d					06 57															
17		Llandecwyn	d					07 01															
18 1/4		Talsarnau	d					07x03															
19		Tygwyn	d					07x05															
21 1/4		Harlech	a					07x08															
23 1/4		Llandanwg	d					07 15															
24 1/4		Pensarn	d					07 17															
30 1/4		Llanbedr	d					07x22															
27		Dyffryn Ardudwy	d					07x23															
28 1/4		Talybont	d					07x26															
25		Llanaber	d					07x28															
32		Barmouth	a					07 42															
33 1/4		Morfa Mawddach	d					06 45															
34 1/4		Fairbourne	d					06x49															
37 1/4		Llwyngwrl	d					06 53															
41 1/4		Tonfanau	d					06x59															
44 1/4		Tywyn	a					07 13															
47 1/4		Aberdovey	d					07 14															
48 1/4		Penhelig	d					07 20															
0		Aberystwyth	d		05 30	06 30		07 30		08 30		09 30		11 30	12 30		13 30		15 30		17 30		18 32
8 1/4		Borth	d		05 43	06 43		07 43		08 43		09 43		11 43	12 43		13 43		15 43		17 43		18 45
16 1/4	53 1/4	Dovey Junction	d	00 03	05 53	06 53	07 35	07 53	08 38	08 58	09 47	09 53		11 49	11 53	12 57	13 45	13 53	15 46	15 53	17 47	17 53	18 56
20 1/4	57 1/4	Machynlleth	a	00 12	06 00	07 00	07 43	08 00	08 45	09 05	09 54	10 00		11 57	12 01	13 04	13 52	14 00	15 54	16 00	17 55	18 00	19 03
42 1/4		Caersws	d		06 01	07 04		08 05		09 06		10 08		12 04	13 06		14 07		16 08		18 05		19 09
47 1/4		Newtown (Powys)	d		06 28	07 31		08 28		09 33		10 35		12 32	13 33		14 34		16 31		18 30		19 32
61 1/4		Welshpool	d		06 35	07 38		08 39		09 40		10 42		12 39	13 40		14 41		16 42		18 41		19 43
81 1/4		Shrewsbury	a	74	06 50	07 52		08 54		09 55		10 56		12 54	13 54		14 55		16 56		18 56		19 57
92		Wellington (Shropshire)	d	74	07 12	08 14		09 16		10 17		11 18		13 16	14 18		15 19		17 20		19 18		20 22
96		Telford Central	d	74	07 33			09 33				11 33		13 34			15 33		17 33		19 33		
112		Wolverhampton	a	68,74	08 11			10 10				12 11		14 10			16 10		18 11		20 11		
120 1/4		Smethwick Galton Bridge	a	68,74	08 22			10 21				12 22		14 23			16 22		18 22		20 22		
124 1/4		Birmingham New Street	a	74,68	08 29			10 30				12 30		14 30			16 30		18 30		20 29		
		Birmingham International	a	68	08 49			10 49				12 49		14 49			16 49		18 49		20 49		

A From Aberystwyth

B ⊠ ⊠ from Machynlleth ⊠ to Machynlleth

C ⊠ from Machynlleth

For connections to London Euston refer to Table T66







For connections to Crewe and Manchester Piccadilly refer to Table T131

Table T076-R

Mondays to Fridays

10 December to 17 May

Pwllheli - Barmouth, Aberystwyth - Shrewsbury
- Birmingham

	AW	AW		AW	AW	AW	AW	AW												
	◇	◇				◇														
Pwllheli	d	17 42				20 26														
Abererch	d	17x45				20x29														
Penychain	d	17x48				20x32														
Criccieth	d	17 56				20 40														
Porthmadog	a	18 04				20 48														
Minffordd	d	18 06				20 55														
Penrhyndeudraeth	d	18 10				20 59														
Llandecwyn	d	18 14				21 03														
Talsarnau	d	18x16				21x05														
Tywyn	d	18x18				21x07														
Harlech	d	18x21				21x10														
Llandanwg	a	18 27				21 17														
Pensarn	d	18 30				21 19														
Llanbedr	d	18x36				21x24														
Dyffryn Ardudwy	d	18x37				21x25														
Talybont	d	18x39				21x28														
Llanaber	d	18x43				21x32														
Barmouth	d	18x46				21x35														
Morfa Mawddach	a	18 55				21 44														
Fairbourne	d	18 57				21 46														
Llwyngwril	d	19x01				21x50														
Tonfanau	d	19 05				21 54														
Tywyn	d	19x12				22x01														
Aberdovey	d	19x19				22x08														
Penhelig	a	19 25				22 14														
Aberystwyth	d	19 34				22 17														
Borth	d	19 40				22 23														
Dovey Junction 	d	19x43				22x25														
Machynlleth 	d	19 30		20 30	21 30		22 30	23 40												
Caersws	d	19 43		20 43	21 43		22 43	23 53												
Newtown (Powys)	d	19 56	19 59			20 55	21 56	22 38	22 53	00 03										
Welshpool	d	20 04	20 06			21 04	22 05	22 45	23 02	00 12										
Shrewsbury	a	20 11																		
Wellington (Shropshire)	d	20 34																		
Telford Central	d	20 44																		
Wolverhampton 	a	20 59																		
Smethwick Galton Bridge 	a	21 21																		
Birmingham New Street 	a	21 33																		
Birmingham International . 	a	21 47																		
	a	21 53																		
	a	22 11																		
	a	22 22																		
	a	22 31																		

For connections to London Euston refer to Table T66

For connections to Crewe and Manchester Piccadilly refer to Table T131

Please check the 'Additional Notes to Individual Tables' section for any other general notes that apply to this Table

Table T076-R

Saturdays

15 December to 18 May

Pwllheli - Barmouth, Aberystwyth - Shrewsbury - Birmingham

	AW	AW	AW	AW	AW	AW	AW	AW	AW	AW	AW	AW	AW	AW	AW	AW	AW	AW	AW	AW	AW	AW	AW	AW			
	A	◊		◊	◊	◊	◊	◊	◊	◊	◊	◊	◊	◊	◊	◊	◊	◊	◊	◊	◊	◊	◊	◊			
		⌚		⌚	⌚	⌚	⌚	⌚	⌚	⌚	⌚	⌚	⌚	⌚	⌚	⌚	⌚	⌚	⌚	⌚	⌚	⌚	⌚	⌚			
Pwllheli	d					06 29		07 24		09 34				11 37				13 38		15 37				17 42			
Abererch.....	d					06x32		07x27		09x37				11x40				13x41		15x40				17x45			
Penychain.....	d					06x35		07x30		09x40				11x43				13x44		15x43				17x48			
Criccieth.....	d					06 43		07 38		09 48				11 51				13 52		15 51				17 56			
Porthmadog.....	a					06 51		07 46		09 56				11 59				14 00		15 59				18 04			
Minffordd.....	d					06 53		07 47		09 58				12 01				14 02		16 01				18 06			
Penrhyndeudraeth.....	d					06 57		07 52		10 02				12 05				14 06		16 05				18 10			
Llandecwyn.....	d					07 01		07 56		10 06				12 09				14 10		16 09				18 14			
Talsarnau.....	d					07x03		07x58		10x08				12x11				14x12		16x11				18x16			
Tywyn.....	d					07x05		08x00		10x10				12x13				14x14		16x13				18x18			
Harlech.....	a					07x08		08x03		10x13				12x16				14x17		16x16				18x21			
Llandanwg.....	d					07 15		08 09		10 21				12 24				14 25		16 24				18 27			
Pensarn.....	d					07 17		08 21		10 28				12 28				14 28		16 29				18 30			
Llanbedr.....	d					07x22		08x25		10x33				12x33				14x33		16x34				18x36			
Dyffryn Ardudwy.....	d					07x23		08x27		10x34				12x34				14x34		16x35				18x37			
Talybont.....	d					07x26		08x29		10x37				12x37				14x37		16x38				18x39			
Llanaber.....	d					07x30		08x33		10x41				12x41				14x41		16x42				18x43			
Barmouth	a					07x33		08x36		10x44				12x44				14x44		16x45				18x46			
Morfa Mawddach.....	d					07x37		08x41		10x48				12x48				14x48		16x49				18x50			
Fairbourne.....	d					07 42		08 45		10 53				12 53				14 53		16 54				18 55			
Llwyngwrl.....	d					06 45		07 46		08 52				12 55				14 55		16 56				18 57			
Tonfanau.....	d					06x49		07x50		08x56				12x59				14x59		17x00				19x01			
Tywyn.....	a					06 53		07 54		09 00				13 03				15 03		17 04				19 05			
Aberdovey.....	d					06x59		08x01		09x06				13x10				15x09		17x10				19x12			
Penhelig.....	d					07x06		08x09		09x13				13x17				15x16		17x17				19x19			
Aberystwyth	d	05 30	06 30		07 30			08 30		09 30				11 30	12 30			13 30		15 30				17 30	18 33	19 30	20 36
Borth.....	d	05 43	06 43		07 43			08 43		09 43				11 43	12 43			13 43		15 43				17 43	18 45	19 43	20 49
Dovey Junction.....	d	00 03	05 54	06 54	07 54			08 38	08 59	09 47	09 53	11 51	11 55	12 58	13 45	13 53		15 46	15 53	17 47	17 53	18 56	19 56	19 59	21 01		
Machynlleth	a	00 12	06 01	07 01	07 43	08 01		08 47	09 06	09 55	09 58	11 58	12 00	13 05	13 53	13 58		15 55	15 58	17 55	18 00	19 03	20 03	20 04	21 08		
Caersws.....	d	06 02	07 03		08 08			09 08		10 08				12 07	13 06	14 07		16 08		18 05	19 05			20 11			
Newtown (Powys).....	d	06 29	07 30		08 31			09 35		10 35				12 34	13 33	14 34		16 31		18 28	19 28			20 34			
Welshpool.....	d	06 51	07 52		08 56			09 42		10 42				12 41	13 40	14 41		16 42		18 39	19 39			20 44			
Shrewsbury	74 a	07 13	08 13		09 18			10 18		11 18				13 17	14 16	15 17		17 19		19 15	20 22			21 24			
Wellington (Shropshire).....	74 d	07 33			09 33					11 34				13 35		15 33		17 33		19 32				21 33			
Telford Central.....	74 d	07 46			09 47					11 48				13 48		15 46		17 46		19 46				21 46			
Wolverhampton	68,74 a	07 53			09 53					11 55				13 55		15 53		17 53		19 53				21 53			
Smethwick Galton Bridge.....	68,74 a	08 11			10 10					12 12				14 12		16 10		18 11		20 10				22 09			
Birmingham New Street	12,74,68 a	08 22			10 21					12 24				14 24		16 22		18 22		20 22				22 20			
Birmingham International	68 a	08 29			10 30					12 32				14 30		16 30		18 30		20 29				22 31			
	a	08 49			10 50					12 50				14 49		16 48		18 49		20 49							

A From Aberystwyth B ⌚ from Machynlleth ◊ to Machynlleth C ⌚ from Machynlleth

For connections to London Euston refer to Table T66

For connections to Crewe and Manchester Piccadilly refer to Table T131

